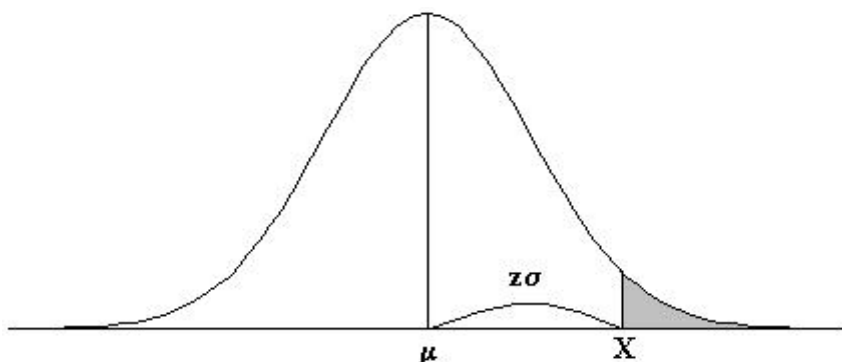


APENDICE 1: TABLAS ESTADISTICAS

TABLA 1: DISTRIBUCIÓN NORMAL	2
TABLA 2: DISTRIBUCIÓN t DE STUDENT	3
TABLA 3: DISTRIBUCIÓN χ^2	3
TABLA 4: DISTRIBUCIÓN F DE FISHER	5
TABLA 5: PROBABILIDADES BINOMIALES	8
TABLA 6: PROBABILIDADES DE POISSON	13
TABLA 7: TABLA DE NÚMEROS AL AZAR	16

TABLA 1: DISTRIBUCIÓN NORMAL

Áreas bajo la curva normal



Ejemplo:

$$Z = \frac{X - \mu}{\sigma}$$

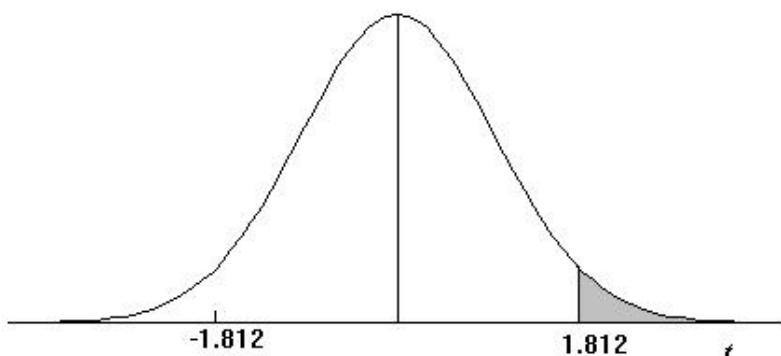
$$P [Z > 1] = 0.1587$$

$$P [Z > 1.96] = 0.0250$$

Desv. normal x	0.00	0.01	0.02	0.03	0.04	0.05	0.06	0.07	0.08	0.09
0.0	0.5000	0.4960	0.4920	0.4880	0.4840	0.4801	0.4761	0.4721	0.4681	0.4641
0.1	0.4602	0.4562	0.4522	0.4483	0.4443	0.4404	0.4364	0.4325	0.4286	0.4247
0.2	0.4207	0.4168	0.4129	0.4090	0.4052	0.4013	0.3974	0.3936	0.3897	0.3859
0.3	0.3821	0.3783	0.3745	0.3707	0.3669	0.3632	0.3594	0.3557	0.3520	0.3483
0.4	0.3446	0.3409	0.3372	0.3336	0.3300	0.3264	0.3228	0.3192	0.3156	0.3121
0.5	0.3085	0.3050	0.3015	0.2981	0.2946	0.2912	0.2877	0.2843	0.2810	0.2776
0.6	0.2743	0.2709	0.2676	0.2643	0.2611	0.2578	0.2546	0.2514	0.2483	0.2451
0.7	0.2420	0.2389	0.2358	0.2327	0.2296	0.2266	0.2236	0.2206	0.2177	0.2148
0.8	0.2119	0.2090	0.2061	0.2033	0.2005	0.1977	0.1949	0.1922	0.1894	0.1867
0.9	0.1841	0.1814	0.1788	0.1762	0.1736	0.1711	0.1685	0.1660	0.1635	0.1611
1.0	0.1587	0.1562	0.1539	0.1515	0.1492	0.1469	0.1446	0.1423	0.1401	0.1379
1.1	0.1357	0.1335	0.1314	0.1292	0.1271	0.1251	0.1230	0.1210	0.1190	0.1170
1.2	0.1151	0.1131	0.1112	0.1093	0.1075	0.1056	0.1038	0.1020	0.1003	0.0985
1.3	0.0968	0.0951	0.0934	0.0918	0.0901	0.0885	0.0869	0.0853	0.0838	0.0823
1.4	0.0808	0.0793	0.0778	0.0764	0.0749	0.0735	0.0721	0.0708	0.0694	0.0681
1.5	0.0668	0.0655	0.0643	0.0630	0.0618	0.0606	0.0594	0.0582	0.0571	0.0559
1.6	0.0548	0.0537	0.0526	0.0516	0.0505	0.0495	0.0485	0.0475	0.0465	0.0455
1.7	0.0446	0.0436	0.0427	0.0418	0.0409	0.0401	0.0392	0.0384	0.0375	0.0367
1.8	0.0359	0.0351	0.0344	0.0336	0.0329	0.0322	0.0314	0.0307	0.0301	0.0294
1.9	0.0287	0.0281	0.0274	0.0268	0.0262	0.0256	0.0250	0.0244	0.0239	0.0233
2.0	0.0228	0.0222	0.0217	0.0212	0.0207	0.0202	0.0197	0.0192	0.0188	0.0183
2.1	0.0179	0.0174	0.0170	0.0166	0.0162	0.0158	0.0154	0.0150	0.0146	0.0143
2.2	0.0139	0.0136	0.0132	0.0129	0.0125	0.0122	0.0119	0.0116	0.0113	0.0110
2.3	0.0107	0.0104	0.0102	0.0099	0.0096	0.0094	0.0091	0.0089	0.0087	0.0084
2.4	0.0082	0.0080	0.0078	0.0075	0.0073	0.0071	0.0069	0.0068	0.0066	0.0064
2.5	0.0062	0.0060	0.0059	0.0057	0.0055	0.0054	0.0052	0.0051	0.0049	0.0048
2.6	0.0047	0.0045	0.0044	0.0043	0.0041	0.0040	0.0039	0.0038	0.0037	0.0036
2.7	0.0035	0.0034	0.0033	0.0032	0.0031	0.0030	0.0029	0.0028	0.0027	0.0026
2.8	0.0026	0.0025	0.0024	0.0023	0.0023	0.0022	0.0021	0.0021	0.0020	0.0019
2.9	0.0019	0.0018	0.0018	0.0017	0.0016	0.0016	0.0015	0.0015	0.0014	0.0014
3.0	0.0013	0.0013	0.0013	0.0012	0.0012	0.0011	0.0011	0.0011	0.0010	0.0010

TABLA 2: DISTRIBUCIÓN t DE STUDENT

Puntos de porcentaje de la distribución t



Ejemplo

Para $\phi = 10$ grados de libertad:

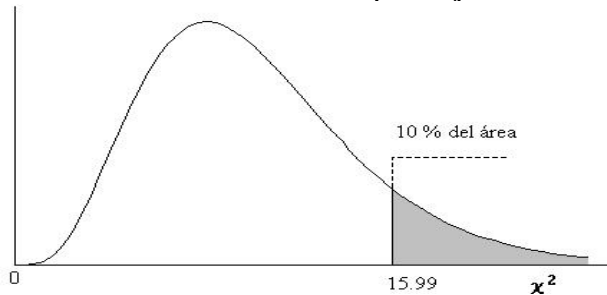
$$P[t > 1.812] = 0.05$$

$$P[t < -1.812] = 0.05$$

α r	0,25	0,2	0,15	0,1	0,05	0,025	0,01	0,005	0,0005
1	1,000	1,376	1,963	3,078	6,314	12,706	31,821	63,656	636,578
2	0,816	1,061	1,386	1,886	2,920	4,303	6,965	9,925	31,600
3	0,765	0,978	1,250	1,638	2,353	3,182	4,541	5,841	12,924
4	0,741	0,941	1,190	1,533	2,132	2,776	3,747	4,604	8,610
5	0,727	0,920	1,156	1,476	2,015	2,571	3,365	4,032	6,869
6	0,718	0,906	1,134	1,440	1,943	2,447	3,143	3,707	5,959
7	0,711	0,896	1,119	1,415	1,895	2,365	2,998	3,499	5,408
8	0,706	0,889	1,108	1,397	1,860	2,306	2,896	3,355	5,041
9	0,703	0,883	1,100	1,383	1,833	2,262	2,821	3,250	4,781
10	0,700	0,879	1,093	1,372	1,812	2,228	2,764	3,169	4,587
11	0,697	0,876	1,088	1,363	1,796	2,201	2,718	3,106	4,437
12	0,695	0,873	1,083	1,356	1,782	2,179	2,681	3,055	4,318
13	0,694	0,870	1,079	1,350	1,771	2,160	2,650	3,012	4,221
14	0,692	0,868	1,076	1,345	1,761	2,145	2,624	2,977	4,140
15	0,691	0,866	1,074	1,341	1,753	2,131	2,602	2,947	4,073
16	0,690	0,865	1,071	1,337	1,746	2,120	2,583	2,921	4,015
17	0,689	0,863	1,069	1,333	1,740	2,110	2,567	2,898	3,965
18	0,688	0,862	1,067	1,330	1,734	2,101	2,552	2,878	3,922
19	0,688	0,861	1,066	1,328	1,729	2,093	2,539	2,861	3,883
20	0,687	0,860	1,064	1,325	1,725	2,086	2,528	2,845	3,850
21	0,686	0,859	1,063	1,323	1,721	2,080	2,518	2,831	3,819
22	0,686	0,858	1,061	1,321	1,717	2,074	2,508	2,819	3,792
23	0,685	0,858	1,060	1,319	1,714	2,069	2,500	2,807	3,768
24	0,685	0,857	1,059	1,318	1,711	2,064	2,492	2,797	3,745
25	0,684	0,856	1,058	1,316	1,708	2,060	2,485	2,787	3,725
26	0,684	0,856	1,058	1,315	1,706	2,056	2,479	2,779	3,707
27	0,684	0,855	1,057	1,314	1,703	2,052	2,473	2,771	3,689
28	0,683	0,855	1,056	1,313	1,701	2,048	2,467	2,763	3,674
29	0,683	0,854	1,055	1,311	1,699	2,045	2,462	2,756	3,660
30	0,683	0,854	1,055	1,310	1,697	2,042	2,457	2,750	3,646
40	0,681	0,851	1,050	1,303	1,684	2,021	2,423	2,704	3,551
60	0,679	0,848	1,045	1,296	1,671	2,000	2,390	2,660	3,460
120	0,677	0,845	1,041	1,289	1,658	1,980	2,358	2,617	3,373
∞	0,674	0,842	1,036	1,282	1,645	1,960	2,326	2,576	3,290

TABLA 3: DISTRIBUCIÓN χ^2

Puntos de porcentaje de la distribución χ^2



Ejemplo:

Para $\phi = 10$ grados de libertad

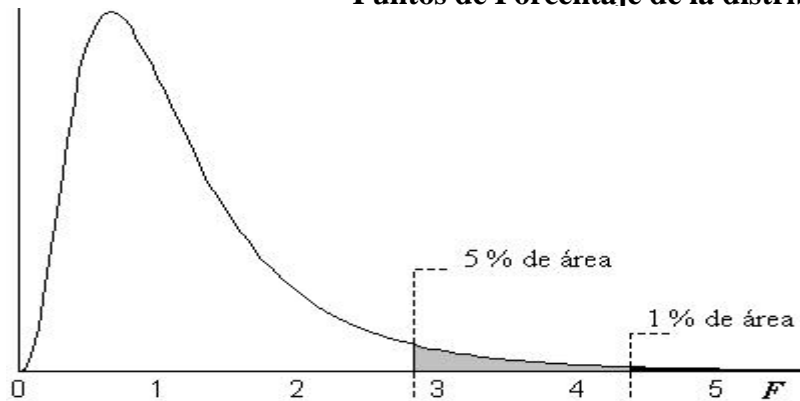
$$P[\chi^2 > 15.99] = 0.10$$

$\phi \backslash \pi$	0.995	0.99	0.975	0.95	0.9	0.75	0.5	0.25	0.1	0.05	0.025	0.01	0.005	$\pi \backslash \phi$
1	3.93E-05	1.57E-04	9.82E-04	3.93E-03	1.58E-02	0.102	0.455	1.323	2.71	3.84	5.02	6.63	7.88	1
2	1.00E-02	2.01E-02	5.06E-02	0.103	0.211	0.575	1.386	2.77	4.61	5.99	7.38	9.21	10.60	2
3	7.17E-02	0.115	0.216	0.352	0.584	1.213	2.37	4.11	6.25	7.81	9.35	11.34	12.84	3
4	0.207	0.297	0.484	0.711	1.064	1.923	3.36	5.39	7.78	9.49	11.14	13.28	14.86	4
5	0.412	0.554	0.831	1.145	1.610	2.67	4.35	6.63	9.24	11.07	12.83	15.09	16.75	5
6	0.676	0.872	1.237	1.635	2.20	3.45	5.35	7.84	10.64	12.59	14.45	16.81	18.55	6
7	0.989	1.239	1.690	2.17	2.83	4.25	6.35	9.04	12.02	14.07	16.01	18.48	20.3	7
8	1.344	1.647	2.18	2.73	3.49	5.07	7.34	10.22	13.36	15.51	17.53	20.1	22.0	8
9	1.735	2.09	2.70	3.33	4.17	5.90	8.34	11.39	14.68	16.92	19.02	21.7	23.6	9
10	2.16	2.56	3.25	3.94	4.87	6.74	9.34	12.55	15.99	18.31	20.5	23.2	25.2	10
11	2.60	3.05	3.82	4.57	5.58	7.58	10.34	13.70	17.28	19.68	21.9	24.7	26.8	11
12	3.07	3.57	4.40	5.23	6.30	8.44	11.34	14.85	18.55	21.0	23.3	26.2	28.3	12
13	3.57	4.11	5.01	5.89	7.04	9.30	12.34	15.98	19.81	22.4	24.7	27.7	29.8	13
14	4.07	4.66	5.63	6.57	7.79	10.17	13.34	17.12	21.1	23.7	26.1	29.1	31.3	14
15	4.60	5.23	6.26	7.26	8.55	11.04	14.34	18.25	22.3	25.0	27.5	30.6	32.8	15
16	5.14	5.81	6.91	7.96	9.31	11.91	15.34	19.37	23.5	26.3	28.8	32.0	34.3	16
17	5.70	6.41	7.56	8.67	10.09	12.79	16.34	20.5	24.8	27.6	30.2	33.4	35.7	17
18	6.26	7.01	8.23	9.39	10.86	13.68	17.34	21.6	26.0	28.9	31.5	34.8	37.2	18
19	6.84	7.63	8.91	10.12	11.65	14.56	18.34	22.7	27.2	30.1	32.9	36.2	38.6	19
20	7.43	8.26	9.59	10.85	12.44	15.45	19.34	23.8	28.4	31.4	34.2	37.6	40.0	20
21	8.03	8.90	10.28	11.59	13.24	16.34	20.3	24.9	29.6	32.7	35.5	38.9	41.4	21
22	8.64	9.54	10.98	12.34	14.04	17.24	21.3	26.0	30.8	33.9	36.8	40.3	42.8	22
23	9.26	10.20	11.69	13.09	14.85	18.14	22.3	27.1	32.0	35.2	38.1	41.6	44.2	23
24	9.89	10.86	12.40	13.85	15.66	19.04	23.3	28.2	33.2	36.4	39.4	43.0	45.6	24
25	10.52	11.52	13.12	14.61	16.47	19.94	24.3	29.3	34.4	37.7	40.6	44.3	46.9	25
26	11.16	12.20	13.84	15.38	17.29	20.8	25.3	30.4	35.6	38.9	41.9	45.6	48.3	26
27	11.81	12.88	14.57	16.15	18.11	21.7	26.3	31.5	36.7	40.1	43.2	47.0	49.6	27
28	12.46	13.56	15.31	16.93	18.94	22.7	27.3	32.6	37.9	41.3	44.5	48.3	51.0	28
29	13.12	14.26	16.05	17.71	19.77	23.6	28.3	33.7	39.1	42.6	45.7	49.6	52.3	29
30	13.79	14.95	16.79	18.49	20.6	24.5	29.3	34.8	40.3	43.8	47.0	50.9	53.7	30
40	20.7	22.2	24.4	26.5	29.1	33.7	39.3	45.6	51.8	55.8	59.3	63.7	66.8	40
50	28.0	29.7	32.4	34.8	37.7	42.9	49.3	56.3	63.2	67.5	71.4	76.2	79.5	50
60	35.5	37.5	40.5	43.2	46.5	52.3	59.3	67.0	74.4	79.1	83.3	88.4	92.0	60
70	43.3	45.4	48.8	51.7	55.3	61.7	69.3	77.6	85.5	90.5	95.0	100.4	104.2	70
80	51.2	53.5	57.2	60.4	64.3	71.1	79.3	88.1	96.6	101.9	106.6	112.3	116.3	80
90	59.2	61.8	65.6	69.1	73.3	80.6	89.3	98.6	107.6	113.1	118.1	124.1	128.3	90
100	67.3	70.1	74.2	77.9	82.4	90.1	99.3	109.1	118.5	124.3	129.6	135.8	140.2	100
Z_α	-2.58	-2.33	-1.96	-1.64	-1.28	-0.674	0.000	0.674	1.282	1.645	1.96	2.33	2.58	Z_α

Para $\phi > 100$ tómesese $\chi^2 = \frac{1}{2} \left(Z_\alpha + \sqrt{2\phi - 1} \right)^2$. Z_α es la desviación normal estandarizada correspondiente al nivel de significancia y se muestra en la parte superior de la tabla.

TABLA 4: DISTRIBUCIÓN F DE FISHER

Puntos de Porcentaje de la distribución F



Ejemplo:

Para $n_1 = 9, n_2 = 12$ grados de libertad:

$$P[F > 2.80] = 0.05$$

$$P[F > 4.39] = 0.01$$

n_2	5 % (normal) y 1 % (negritas) puntos para la distribución de F																				n_2					
	n1 grados de libertad (para el mayor cuadrado medio)																									
	1	2	3	4	5	6	7	8	9	10	11	12	14	16	20	24	30	40	50	75	100	200	500	∞		
1	161	199	216	225	230	234	237	239	241	242	243	244	245	246	248	249	250	251	252	253	253	254	254	254	254	1
	4052	4999	5404	5624	5764	5859	5928	5981	6022	6056	6083	6107	6143	6170	6209	6234	6260	6286	6302	6324	6334	6350	6360	6366		
2	18.51	19.00	19.16	19.25	19.30	19.33	19.35	19.37	19.38	19.40	19.40	19.41	19.42	19.43	19.45	19.45	19.46	19.47	19.48	19.48	19.49	19.49	19.49	19.50	19.50	2
	98.50	99.00	99.16	99.25	99.30	99.33	99.36	99.38	99.39	99.40	99.41	99.42	99.43	99.44	99.45	99.46	99.47	99.48	99.48	99.48	99.49	99.49	99.50	99.50		
3	10.13	9.55	9.28	9.12	9.01	8.94	8.89	8.85	8.81	8.79	8.76	8.74	8.71	8.69	8.66	8.64	8.62	8.59	8.58	8.56	8.55	8.54	8.53	8.53	3	
	34.12	30.82	29.46	28.71	28.24	27.91	27.67	27.49	27.34	27.23	27.13	27.05	26.92	26.83	26.69	26.60	26.50	26.41	26.35	26.28	26.24	26.18	26.15	26.13		
4	7.71	6.94	6.59	6.39	6.26	6.16	6.09	6.04	6.00	5.96	5.94	5.91	5.87	5.84	5.80	5.77	5.75	5.72	5.70	5.68	5.66	5.65	5.64	5.63	4	
	21.20	18.00	16.69	15.98	15.52	15.21	14.98	14.80	14.66	14.55	14.45	14.37	14.25	14.15	14.02	13.93	13.84	13.75	13.69	13.61	13.58	13.52	13.49	13.46		
5	6.61	5.79	5.41	5.19	5.05	4.95	4.88	4.82	4.77	4.74	4.70	4.68	4.64	4.60	4.56	4.53	4.50	4.46	4.44	4.42	4.41	4.39	4.37	4.37	5	
	16.26	13.27	12.06	11.39	10.97	10.67	10.46	10.29	10.16	10.05	9.96	9.89	9.77	9.68	9.55	9.47	9.38	9.29	9.24	9.17	9.13	9.08	9.04	9.02		
6	5.99	5.14	4.76	4.53	4.39	4.28	4.21	4.15	4.10	4.06	4.03	4.00	3.96	3.92	3.87	3.84	3.81	3.77	3.75	3.73	3.71	3.69	3.68	3.67	6	
	13.75	10.92	9.78	9.15	8.75	8.47	8.26	8.10	7.98	7.87	7.79	7.72	7.60	7.52	7.40	7.31	7.23	7.14	7.09	7.02	6.99	6.93	6.90	6.88		
7	5.59	4.74	4.35	4.12	3.97	3.87	3.79	3.73	3.68	3.64	3.60	3.57	3.53	3.49	3.44	3.41	3.38	3.34	3.32	3.29	3.27	3.25	3.24	3.23	7	
	12.25	9.55	8.45	7.85	7.46	7.19	6.99	6.84	6.72	6.62	6.54	6.47	6.36	6.28	6.16	6.07	5.99	5.91	5.86	5.79	5.75	5.70	5.67	5.65		
8	5.32	4.46	4.07	3.84	3.69	3.58	3.50	3.44	3.39	3.35	3.31	3.28	3.24	3.20	3.15	3.12	3.08	3.04	3.02	2.99	2.97	2.95	2.94	2.93	8	
	11.26	8.65	7.59	7.01	6.63	6.37	6.18	6.03	5.91	5.81	5.73	5.67	5.56	5.48	5.36	5.28	5.20	5.12	5.07	5.00	4.96	4.91	4.88	4.86		
9	5.12	4.26	3.86	3.63	3.48	3.37	3.29	3.23	3.18	3.14	3.10	3.07	3.03	2.99	2.94	2.90	2.86	2.83	2.80	2.77	2.76	2.73	2.72	2.71	9	
	10.56	8.02	6.99	6.42	6.06	5.80	5.61	5.47	5.35	5.26	5.18	5.11	5.01	4.92	4.81	4.73	4.65	4.57	4.52	4.45	4.41	4.36	4.33	4.31		
10	4.96	4.10	3.71	3.48	3.33	3.22	3.14	3.07	3.02	2.98	2.94	2.91	2.86	2.83	2.77	2.74	2.70	2.66	2.64	2.60	2.59	2.56	2.55	2.54	10	
	10.04	7.56	6.55	5.99	5.64	5.39	5.20	5.06	4.94	4.85	4.77	4.71	4.60	4.52	4.41	4.33	4.25	4.17	4.12	4.05	4.01	3.96	3.93	3.91		

n ₂	5 % (normal) y 1 % (negritas) puntos para la distribución de F																				n ₂				
	n ₁ grados de libertad (para el mayor cuadrado medio)																								
	1	2	3	4	5	6	7	8	9	10	11	12	14	16	20	24	30	40	50	75		100	200	500	∞
11	4.84	3.98	3.59	3.36	3.20	3.09	3.01	2.95	2.90	2.85	2.82	2.79	2.74	2.70	2.65	2.61	2.57	2.53	2.51	2.47	2.46	2.43	2.42	2.40	11
	9.65	7.21	6.22	5.67	5.32	5.07	4.89	4.74	4.63	4.54	4.46	4.40	4.29	4.21	4.10	4.02	3.94	3.86	3.81	3.74	3.71	3.66	3.62	3.60	
12	4.75	3.89	3.49	3.26	3.11	3.00	2.91	2.85	2.80	2.75	2.72	2.69	2.64	2.60	2.54	2.51	2.47	2.43	2.40	2.37	2.35	2.32	2.31	2.30	12
	9.33	6.93	5.95	5.41	5.06	4.82	4.64	4.50	4.39	4.30	4.22	4.16	4.05	3.97	3.86	3.78	3.70	3.62	3.57	3.50	3.47	3.41	3.38	3.36	
13	4.67	3.81	3.41	3.18	3.03	2.92	2.83	2.77	2.71	2.67	2.63	2.60	2.55	2.51	2.46	2.42	2.38	2.34	2.31	2.28	2.26	2.23	2.22	2.21	13
	9.07	6.70	5.74	5.21	4.86	4.62	4.44	4.30	4.19	4.10	4.02	3.96	3.86	3.78	3.66	3.59	3.51	3.43	3.38	3.31	3.27	3.22	3.19	3.17	
14	4.60	3.74	3.34	3.11	2.96	2.85	2.76	2.70	2.65	2.60	2.57	2.53	2.48	2.44	2.39	2.35	2.31	2.27	2.24	2.21	2.19	2.16	2.14	2.13	14
	8.86	6.51	5.56	5.04	4.69	4.46	4.28	4.14	4.03	3.94	3.86	3.80	3.70	3.62	3.51	3.43	3.35	3.27	3.22	3.15	3.11	3.06	3.03	3.00	
15	4.54	3.68	3.29	3.06	2.90	2.79	2.71	2.64	2.59	2.54	2.51	2.48	2.42	2.38	2.33	2.29	2.25	2.20	2.18	2.14	2.12	2.10	2.08	2.07	15
	8.68	6.36	5.42	4.89	4.56	4.32	4.14	4.00	3.89	3.80	3.73	3.67	3.56	3.49	3.37	3.29	3.21	3.13	3.08	3.01	2.98	2.92	2.89	2.87	
16	4.49	3.63	3.24	3.01	2.85	2.74	2.66	2.59	2.54	2.49	2.46	2.42	2.37	2.33	2.28	2.24	2.19	2.15	2.12	2.09	2.07	2.04	2.02	2.01	16
	8.53	6.23	5.29	4.77	4.44	4.20	4.03	3.89	3.78	3.69	3.62	3.55	3.45	3.37	3.26	3.18	3.10	3.02	2.97	2.90	2.86	2.81	2.78	2.75	
17	4.45	3.59	3.20	2.96	2.81	2.70	2.61	2.55	2.49	2.45	2.41	2.38	2.33	2.29	2.23	2.19	2.15	2.10	2.08	2.04	2.02	1.99	1.97	1.96	17
	8.40	6.11	5.19	4.67	4.34	4.10	3.93	3.79	3.68	3.59	3.52	3.46	3.35	3.27	3.16	3.08	3.00	2.92	2.87	2.80	2.76	2.71	2.68	2.65	
18	4.41	3.55	3.16	2.93	2.77	2.66	2.58	2.51	2.46	2.41	2.37	2.34	2.29	2.25	2.19	2.15	2.11	2.06	2.04	2.00	1.98	1.95	1.93	1.92	18
	8.29	6.01	5.09	4.58	4.25	4.01	3.84	3.71	3.60	3.51	3.43	3.37	3.27	3.19	3.08	3.00	2.92	2.84	2.78	2.71	2.68	2.62	2.59	2.57	
19	4.38	3.52	3.13	2.90	2.74	2.63	2.54	2.48	2.42	2.38	2.34	2.31	2.26	2.21	2.16	2.11	2.07	2.03	2.00	1.96	1.94	1.91	1.89	1.88	19
	8.18	5.93	5.01	4.50	4.17	3.94	3.77	3.63	3.52	3.43	3.36	3.30	3.19	3.12	3.00	2.92	2.84	2.76	2.71	2.64	2.60	2.55	2.51	2.49	
20	4.35	3.49	3.10	2.87	2.71	2.60	2.51	2.45	2.39	2.35	2.31	2.28	2.22	2.18	2.12	2.08	2.04	1.99	1.97	1.93	1.91	1.88	1.86	1.84	20
	8.10	5.85	4.94	4.43	4.10	3.87	3.70	3.56	3.46	3.37	3.29	3.23	3.13	3.05	2.94	2.86	2.78	2.69	2.64	2.57	2.54	2.48	2.44	2.42	
21	4.32	3.47	3.07	2.84	2.68	2.57	2.49	2.42	2.37	2.32	2.28	2.25	2.20	2.16	2.10	2.05	2.01	1.96	1.94	1.90	1.88	1.84	1.83	1.81	21
	8.02	5.78	4.87	4.37	4.04	3.81	3.64	3.51	3.40	3.31	3.24	3.17	3.07	2.99	2.88	2.80	2.72	2.64	2.58	2.51	2.48	2.42	2.38	2.36	
22	4.30	3.44	3.05	2.82	2.66	2.55	2.46	2.40	2.34	2.30	2.26	2.23	2.17	2.13	2.07	2.03	1.98	1.94	1.91	1.87	1.85	1.82	1.80	1.78	22
	7.95	5.72	4.82	4.31	3.99	3.76	3.59	3.45	3.35	3.26	3.18	3.12	3.02	2.94	2.83	2.75	2.67	2.58	2.53	2.46	2.42	2.36	2.33	2.31	
23	4.28	3.42	3.03	2.80	2.64	2.53	2.44	2.37	2.32	2.27	2.24	2.20	2.15	2.11	2.05	2.01	1.96	1.91	1.88	1.84	1.82	1.79	1.77	1.76	23
	7.88	5.66	4.76	4.26	3.94	3.71	3.54	3.41	3.30	3.21	3.14	3.07	2.97	2.89	2.78	2.70	2.62	2.54	2.48	2.41	2.37	2.32	2.28	2.26	
24	4.26	3.40	3.01	2.78	2.62	2.51	2.42	2.36	2.30	2.25	2.22	2.18	2.13	2.09	2.03	1.98	1.94	1.89	1.86	1.82	1.80	1.77	1.75	1.73	24
	7.82	5.61	4.72	4.22	3.90	3.67	3.50	3.36	3.26	3.17	3.09	3.03	2.93	2.85	2.74	2.66	2.58	2.49	2.44	2.37	2.33	2.27	2.24	2.21	
25	4.24	3.39	2.99	2.76	2.60	2.49	2.40	2.34	2.28	2.24	2.20	2.16	2.11	2.07	2.01	1.96	1.92	1.87	1.84	1.80	1.78	1.75	1.73	1.71	25
	7.77	5.57	4.68	4.18	3.85	3.63	3.46	3.32	3.22	3.13	3.06	2.99	2.89	2.81	2.70	2.62	2.54	2.45	2.40	2.33	2.29	2.23	2.19	2.17	
26	4.23	3.37	2.98	2.74	2.59	2.47	2.39	2.32	2.27	2.22	2.18	2.15	2.09	2.05	1.99	1.95	1.90	1.85	1.82	1.78	1.76	1.73	1.71	1.69	26
	7.72	5.53	4.64	4.14	3.82	3.59	3.42	3.29	3.18	3.09	3.02	2.96	2.86	2.78	2.66	2.58	2.50	2.42	2.36	2.29	2.25	2.19	2.16	2.13	
27	4.21	3.35	2.96	2.73	2.57	2.46	2.37	2.31	2.25	2.20	2.17	2.13	2.08	2.04	1.97	1.93	1.88	1.84	1.81	1.76	1.74	1.71	1.69	1.67	27
	7.68	5.49	4.60	4.11	3.78	3.56	3.39	3.26	3.15	3.06	2.99	2.93	2.82	2.75	2.63	2.55	2.47	2.38	2.33	2.26	2.22	2.16	2.12	2.10	
28	4.20	3.34	2.95	2.71	2.56	2.45	2.36	2.29	2.24	2.19	2.15	2.12	2.06	2.02	1.96	1.91	1.87	1.82	1.79	1.75	1.73	1.69	1.67	1.65	28
	7.64	5.45	4.57	4.07	3.75	3.53	3.36	3.23	3.12	3.03	2.96	2.90	2.79	2.72	2.60	2.52	2.44	2.35	2.30	2.23	2.19	2.13	2.09	2.06	
29	4.18	3.33	2.93	2.70	2.55	2.43	2.35	2.28	2.22	2.18	2.14	2.10	2.05	2.01	1.94	1.90	1.85	1.81	1.77	1.73	1.71	1.67	1.65	1.64	29
	7.60	5.42	4.54	4.04	3.73	3.50	3.33	3.20	3.09	3.00	2.93	2.87	2.77	2.69	2.57	2.49	2.41	2.33	2.27	2.20	2.16	2.10	2.06	2.03	
30	4.17	3.32	2.92	2.69	2.53	2.42	2.33	2.27	2.21	2.16	2.13	2.09	2.04	1.99	1.93	1.89	1.84	1.79	1.76	1.72	1.70	1.66	1.64	1.62	30
	7.56	5.39	4.51	4.02	3.70	3.47	3.30	3.17	3.07	2.98	2.91	2.84	2.74	2.66	2.55	2.47	2.39	2.30	2.25	2.17	2.13	2.07	2.03	2.01	
32	4.15	3.29	2.90	2.67	2.51	2.40	2.31	2.24	2.19	2.14	2.10	2.07	2.01	1.97	1.91	1.86	1.82	1.77	1.74	1.69	1.67	1.63	1.61	1.59	32
	7.50	5.34	4.46	3.97	3.65	3.43	3.26	3.13	3.02	2.93	2.86	2.80	2.70	2.62	2.50	2.42	2.34	2.25	2.20	2.12	2.08	2.02	1.98	1.96	

n ₂	5 % (normal) y 1 % (negritas) puntos para la distribución de F																						n ₂		
	n1 grados de libertad (para el mayor cuadrado medio)																								
	1	2	3	4	5	6	7	8	9	10	11	12	14	16	20	24	30	40	50	75	100	200	500	∞	
34	4.13	3.28	2.88	2.65	2.49	2.38	2.29	2.23	2.17	2.12	2.08	2.05	1.99	1.95	1.89	1.84	1.80	1.75	1.71	1.67	1.65	1.61	1.59	1.57	34
	7.44	5.29	4.42	3.93	3.61	3.39	3.22	3.09	2.98	2.89	2.82	2.76	2.66	2.58	2.46	2.38	2.30	2.21	2.16	2.08	2.04	1.98	1.94	1.91	
36	4.11	3.26	2.87	2.63	2.48	2.36	2.28	2.21	2.15	2.11	2.07	2.03	1.98	1.93	1.87	1.82	1.78	1.73	1.69	1.65	1.62	1.59	1.56	1.55	36
	7.40	5.25	4.38	3.89	3.57	3.35	3.18	3.05	2.95	2.86	2.79	2.72	2.62	2.54	2.43	2.35	2.26	2.18	2.12	2.04	2.00	1.94	1.90	1.87	
38	4.10	3.24	2.85	2.62	2.46	2.35	2.26	2.19	2.14	2.09	2.05	2.02	1.96	1.92	1.85	1.81	1.76	1.71	1.68	1.63	1.61	1.57	1.54	1.53	38
	7.35	5.21	4.34	3.86	3.54	3.32	3.15	3.02	2.92	2.83	2.75	2.69	2.59	2.51	2.40	2.32	2.23	2.14	2.09	2.01	1.97	1.90	1.86	1.84	
40	4.08	3.23	2.84	2.61	2.45	2.34	2.25	2.18	2.12	2.08	2.04	2.00	1.95	1.90	1.84	1.79	1.74	1.69	1.66	1.61	1.59	1.55	1.53	1.51	40
	7.31	5.18	4.31	3.83	3.51	3.29	3.12	2.99	2.89	2.80	2.73	2.66	2.56	2.48	2.37	2.29	2.20	2.11	2.06	1.98	1.94	1.87	1.83	1.81	
42	4.07	3.22	2.83	2.59	2.44	2.32	2.24	2.17	2.11	2.06	2.03	1.99	1.94	1.89	1.83	1.78	1.73	1.68	1.65	1.60	1.57	1.53	1.51	1.49	42
	7.28	5.15	4.29	3.80	3.49	3.27	3.10	2.97	2.86	2.78	2.70	2.64	2.54	2.46	2.34	2.26	2.18	2.09	2.03	1.95	1.91	1.85	1.80	1.78	
44	4.06	3.21	2.82	2.58	2.43	2.31	2.23	2.16	2.10	2.05	2.01	1.98	1.92	1.88	1.81	1.77	1.72	1.67	1.63	1.59	1.56	1.52	1.49	1.48	44
	7.25	5.12	4.26	3.78	3.47	3.24	3.08	2.95	2.84	2.75	2.68	2.62	2.52	2.44	2.32	2.24	2.15	2.07	2.01	1.93	1.89	1.82	1.78	1.75	
46	4.05	3.20	2.81	2.57	2.42	2.30	2.22	2.15	2.09	2.04	2.00	1.97	1.91	1.87	1.80	1.76	1.71	1.65	1.62	1.57	1.55	1.51	1.48	1.46	46
	7.22	5.10	4.24	3.76	3.44	3.22	3.06	2.93	2.82	2.73	2.66	2.60	2.50	2.42	2.30	2.22	2.13	2.04	1.99	1.91	1.86	1.80	1.76	1.73	
48	4.04	3.19	2.80	2.57	2.41	2.29	2.21	2.14	2.08	2.03	1.99	1.96	1.90	1.86	1.79	1.75	1.70	1.64	1.61	1.56	1.54	1.49	1.47	1.45	48
	7.19	5.08	4.22	3.74	3.43	3.20	3.04	2.91	2.80	2.71	2.64	2.58	2.48	2.40	2.28	2.20	2.12	2.02	1.97	1.89	1.84	1.78	1.73	1.70	
50	4.03	3.18	2.79	2.56	2.40	2.29	2.20	2.13	2.07	2.03	1.99	1.95	1.89	1.85	1.78	1.74	1.69	1.63	1.60	1.55	1.52	1.48	1.46	1.44	50
	7.17	5.06	4.20	3.72	3.41	3.19	3.02	2.89	2.78	2.70	2.63	2.56	2.46	2.38	2.27	2.18	2.10	2.01	1.95	1.87	1.82	1.76	1.71	1.68	
55	4.02	3.16	2.77	2.54	2.38	2.27	2.18	2.11	2.06	2.01	1.97	1.93	1.88	1.83	1.76	1.72	1.67	1.61	1.58	1.53	1.50	1.46	1.43	1.41	55
	7.12	5.01	4.16	3.68	3.37	3.15	2.98	2.85	2.75	2.66	2.59	2.53	2.42	2.34	2.23	2.15	2.06	1.97	1.91	1.83	1.78	1.71	1.67	1.64	
60	4.00	3.15	2.76	2.53	2.37	2.25	2.17	2.10	2.04	1.99	1.95	1.92	1.86	1.82	1.75	1.70	1.65	1.59	1.56	1.51	1.48	1.44	1.41	1.39	60
	7.08	4.98	4.13	3.65	3.34	3.12	2.95	2.82	2.72	2.63	2.56	2.50	2.39	2.31	2.20	2.12	2.03	1.94	1.88	1.79	1.75	1.68	1.63	1.60	
65	3.99	3.14	2.75	2.51	2.36	2.24	2.15	2.08	2.03	1.98	1.94	1.90	1.85	1.80	1.73	1.69	1.63	1.58	1.54	1.49	1.46	1.42	1.39	1.37	65
	7.04	4.95	4.10	3.62	3.31	3.09	2.93	2.80	2.69	2.61	2.53	2.47	2.37	2.29	2.17	2.09	2.00	1.91	1.85	1.77	1.72	1.65	1.60	1.57	
70	3.98	3.13	2.74	2.50	2.35	2.23	2.14	2.07	2.02	1.97	1.93	1.89	1.84	1.79	1.72	1.67	1.62	1.57	1.53	1.48	1.45	1.40	1.37	1.35	70
	7.01	4.92	4.07	3.60	3.29	3.07	2.91	2.78	2.67	2.59	2.51	2.45	2.35	2.27	2.15	2.07	1.98	1.89	1.83	1.74	1.70	1.62	1.57	1.54	
80	3.96	3.11	2.72	2.49	2.33	2.21	2.13	2.06	2.00	1.95	1.91	1.88	1.82	1.77	1.70	1.65	1.60	1.54	1.51	1.45	1.43	1.38	1.35	1.33	80
	6.96	4.88	4.04	3.56	3.26	3.04	2.87	2.74	2.64	2.55	2.48	2.42	2.31	2.23	2.12	2.03	1.94	1.85	1.79	1.70	1.65	1.58	1.53	1.50	
100	3.94	3.09	2.70	2.46	2.31	2.19	2.10	2.03	1.97	1.93	1.89	1.85	1.79	1.75	1.68	1.63	1.57	1.52	1.48	1.42	1.39	1.34	1.31	1.28	100
	6.90	4.82	3.98	3.51	3.21	2.99	2.82	2.69	2.59	2.50	2.43	2.37	2.27	2.19	2.07	1.98	1.89	1.80	1.74	1.65	1.60	1.52	1.47	1.43	
125	3.92	3.07	2.68	2.44	2.29	2.17	2.08	2.01	1.96	1.91	1.87	1.83	1.77	1.73	1.66	1.60	1.55	1.49	1.45	1.40	1.36	1.31	1.27	1.25	125
	6.84	4.78	3.94	3.47	3.17	2.95	2.79	2.66	2.55	2.47	2.39	2.33	2.23	2.15	2.03	1.94	1.85	1.76	1.69	1.60	1.55	1.47	1.41	1.37	
150	3.90	3.06	2.66	2.43	2.27	2.16	2.07	2.00	1.94	1.89	1.85	1.82	1.76	1.71	1.64	1.59	1.54	1.48	1.44	1.38	1.34	1.29	1.25	1.22	150
	6.81	4.75	3.91	3.45	3.14	2.92	2.76	2.63	2.53	2.44	2.37	2.31	2.20	2.12	2.00	1.92	1.83	1.73	1.66	1.57	1.52	1.43	1.38	1.33	
200	3.89	3.04	2.65	2.42	2.26	2.14	2.06	1.98	1.93	1.88	1.84	1.80	1.74	1.69	1.62	1.57	1.52	1.46	1.41	1.35	1.32	1.26	1.22	1.19	200
	6.76	4.71	3.88	3.41	3.11	2.89	2.73	2.60	2.50	2.41	2.34	2.27	2.17	2.09	1.97	1.89	1.79	1.69	1.63	1.53	1.48	1.39	1.33	1.28	
400	3.86	3.02	2.63	2.39	2.24	2.12	2.03	1.96	1.90	1.85	1.81	1.78	1.72	1.67	1.60	1.54	1.49	1.42	1.38	1.32	1.28	1.22	1.17	1.13	400
	6.70	4.66	3.83	3.37	3.06	2.85	2.68	2.56	2.45	2.37	2.29	2.23	2.13	2.05	1.92	1.84	1.75	1.64	1.58	1.48	1.42	1.32	1.25	1.19	
1000	3.85	3.00	2.61	2.38	2.22	2.11	2.02	1.95	1.89	1.84	1.80	1.76	1.70	1.65	1.58	1.53	1.47	1.41	1.36	1.30	1.26	1.19	1.13	1.08	1000
	6.66	4.63	3.80	3.34	3.04	2.82	2.66	2.53	2.43	2.34	2.27	2.20	2.10	2.02	1.90	1.81	1.72	1.61	1.54	1.44	1.38	1.28	1.19	1.12	
∞	3.84	3.00	2.60	2.37	2.21	2.10	2.01	1.94	1.88	1.83	1.79	1.75	1.69	1.64	1.57	1.52	1.46	1.39	1.35	1.28	1.24	1.17	1.11	1.00	∞
	6.63	4.61	3.78	3.32	3.02	2.80	2.64	2.51	2.41	2.32	2.25	2.18	2.08	2.00	1.88	1.79	1.70	1.59	1.52	1.42	1.36	1.25	1.15	1.00	

Appendix 3

Kolmogorov–Smirnov Tables

Critical values, $d_{\alpha;n}$, of the maximum absolute difference between sample $F_n(x)$ and population $F(x)$ cumulative distribution.

Number of trials, n	Level of significance, α			
	0.10	0.05	0.02	0.01
1	0.95000	0.97500	0.99000	0.99500
2	0.77639	0.84189	0.90000	0.92929
3	0.63604	0.70760	0.78456	0.82900
4	0.56522	0.62394	0.68887	0.73424
5	0.50945	0.56328	0.62718	0.66853
6	0.46799	0.51926	0.57741	0.61661
7	0.43607	0.48342	0.53844	0.57581
8	0.40962	0.45427	0.50654	0.54179
9	0.38746	0.43001	0.47960	0.51332
10	0.36866	0.40925	0.45662	0.48893
11	0.35242	0.39122	0.43670	0.46770
12	0.33815	0.37543	0.41918	0.44905
13	0.32549	0.36143	0.40362	0.43247
14	0.31417	0.34890	0.38970	0.41762
15	0.30397	0.33760	0.37713	0.40420
16	0.29472	0.32733	0.36571	0.39201
17	0.28627	0.31796	0.35528	0.38086
18	0.27851	0.30936	0.34569	0.37062
19	0.27136	0.30143	0.33685	0.36117
20	0.26473	0.29408	0.32866	0.35241
21	0.25858	0.28724	0.32104	0.34427
22	0.25283	0.28087	0.31394	0.33666
23	0.24746	0.27490	0.30728	0.32954
24	0.24242	0.26931	0.30104	0.32286

Critical values, $d_{\alpha; n}^a$, of the maximum absolute difference between sample $F_n(x)$ and population $F(x)$ cumulative distribution.

Number of trials, n	Level of significance, α			
	0.10	0.05	0.02	0.01
25	0.23768	0.26404	0.29516	0.31657
26	0.23320	0.25907	0.28962	0.31064
27	0.22898	0.25438	0.28438	0.30502
28	0.22497	0.24993	0.27942	0.29971
29	0.22117	0.24571	0.27471	0.29466
30	0.21756	0.24170	0.27023	0.28987
31	0.21412	0.23788	0.26596	0.28530
32	0.21085	0.23424	0.26189	0.28094
33	0.20771	0.23076	0.25801	0.27677
34	0.20472	0.22743	0.25429	0.27279
35	0.20185	0.22425	0.26073	0.26897
36	0.19910	0.22119	0.24732	0.26532
37	0.19646	0.21826	0.24404	0.26180
38	0.19392	0.21544	0.24089	0.25843
39	0.19148	0.21273	0.23786	0.25518
40 ^b	0.18913	0.21012	0.23494	0.25205

^aValues of $d_\alpha(n)$ such that $p(\max|F^n(x) - F(x)|d_\alpha(n) = \alpha)$.

^b $N > 40 \approx \frac{1.22}{N^{1/2}}, \frac{1.36}{N^{1/2}}, \frac{1.51}{N^{1/2}}$ and $\frac{1.63}{N^{1/2}}$ for the four levels of significance.