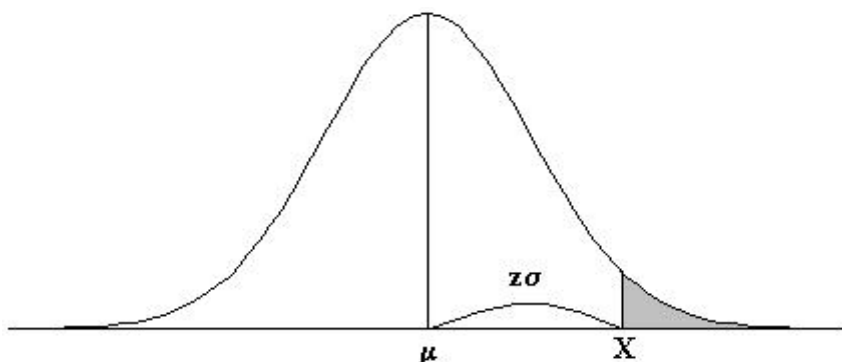


APENDICE 1: TABLAS ESTADISTICAS

TABLA 1: DISTRIBUCIÓN NORMAL	2
TABLA 2: DISTRIBUCIÓN t DE STUDENT	3
TABLA 3: DISTRIBUCIÓN χ^2	3
TABLA 4: DISTRIBUCIÓN F DE FISHER	5
TABLA 5: PROBABILIDADES BINOMIALES	8
TABLA 6: PROBABILIDADES DE POISSON	13
TABLA 7: TABLA DE NÚMEROS AL AZAR	16

TABLA 1: DISTRIBUCIÓN NORMAL

Áreas bajo la curva normal



Ejemplo:

$$Z = \frac{X - \mu}{\sigma}$$

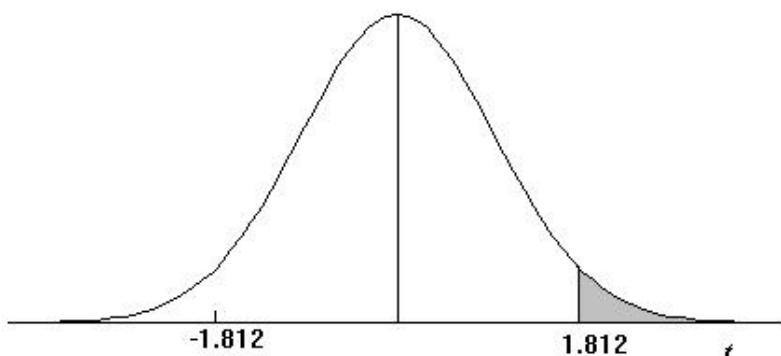
$$P [Z > 1] = 0.1587$$

$$P [Z > 1.96] = 0.0250$$

Desv. normal x	0.00	0.01	0.02	0.03	0.04	0.05	0.06	0.07	0.08	0.09
0.0	0.5000	0.4960	0.4920	0.4880	0.4840	0.4801	0.4761	0.4721	0.4681	0.4641
0.1	0.4602	0.4562	0.4522	0.4483	0.4443	0.4404	0.4364	0.4325	0.4286	0.4247
0.2	0.4207	0.4168	0.4129	0.4090	0.4052	0.4013	0.3974	0.3936	0.3897	0.3859
0.3	0.3821	0.3783	0.3745	0.3707	0.3669	0.3632	0.3594	0.3557	0.3520	0.3483
0.4	0.3446	0.3409	0.3372	0.3336	0.3300	0.3264	0.3228	0.3192	0.3156	0.3121
0.5	0.3085	0.3050	0.3015	0.2981	0.2946	0.2912	0.2877	0.2843	0.2810	0.2776
0.6	0.2743	0.2709	0.2676	0.2643	0.2611	0.2578	0.2546	0.2514	0.2483	0.2451
0.7	0.2420	0.2389	0.2358	0.2327	0.2296	0.2266	0.2236	0.2206	0.2177	0.2148
0.8	0.2119	0.2090	0.2061	0.2033	0.2005	0.1977	0.1949	0.1922	0.1894	0.1867
0.9	0.1841	0.1814	0.1788	0.1762	0.1736	0.1711	0.1685	0.1660	0.1635	0.1611
1.0	0.1587	0.1562	0.1539	0.1515	0.1492	0.1469	0.1446	0.1423	0.1401	0.1379
1.1	0.1357	0.1335	0.1314	0.1292	0.1271	0.1251	0.1230	0.1210	0.1190	0.1170
1.2	0.1151	0.1131	0.1112	0.1093	0.1075	0.1056	0.1038	0.1020	0.1003	0.0985
1.3	0.0968	0.0951	0.0934	0.0918	0.0901	0.0885	0.0869	0.0853	0.0838	0.0823
1.4	0.0808	0.0793	0.0778	0.0764	0.0749	0.0735	0.0721	0.0708	0.0694	0.0681
1.5	0.0668	0.0655	0.0643	0.0630	0.0618	0.0606	0.0594	0.0582	0.0571	0.0559
1.6	0.0548	0.0537	0.0526	0.0516	0.0505	0.0495	0.0485	0.0475	0.0465	0.0455
1.7	0.0446	0.0436	0.0427	0.0418	0.0409	0.0401	0.0392	0.0384	0.0375	0.0367
1.8	0.0359	0.0351	0.0344	0.0336	0.0329	0.0322	0.0314	0.0307	0.0301	0.0294
1.9	0.0287	0.0281	0.0274	0.0268	0.0262	0.0256	0.0250	0.0244	0.0239	0.0233
2.0	0.0228	0.0222	0.0217	0.0212	0.0207	0.0202	0.0197	0.0192	0.0188	0.0183
2.1	0.0179	0.0174	0.0170	0.0166	0.0162	0.0158	0.0154	0.0150	0.0146	0.0143
2.2	0.0139	0.0136	0.0132	0.0129	0.0125	0.0122	0.0119	0.0116	0.0113	0.0110
2.3	0.0107	0.0104	0.0102	0.0099	0.0096	0.0094	0.0091	0.0089	0.0087	0.0084
2.4	0.0082	0.0080	0.0078	0.0075	0.0073	0.0071	0.0069	0.0068	0.0066	0.0064
2.5	0.0062	0.0060	0.0059	0.0057	0.0055	0.0054	0.0052	0.0051	0.0049	0.0048
2.6	0.0047	0.0045	0.0044	0.0043	0.0041	0.0040	0.0039	0.0038	0.0037	0.0036
2.7	0.0035	0.0034	0.0033	0.0032	0.0031	0.0030	0.0029	0.0028	0.0027	0.0026
2.8	0.0026	0.0025	0.0024	0.0023	0.0023	0.0022	0.0021	0.0021	0.0020	0.0019
2.9	0.0019	0.0018	0.0018	0.0017	0.0016	0.0016	0.0015	0.0015	0.0014	0.0014
3.0	0.0013	0.0013	0.0013	0.0012	0.0012	0.0011	0.0011	0.0011	0.0010	0.0010

TABLA 2: DISTRIBUCIÓN t DE STUDENT

Puntos de porcentaje de la distribución t



Ejemplo

Para $\phi = 10$ grados de libertad:

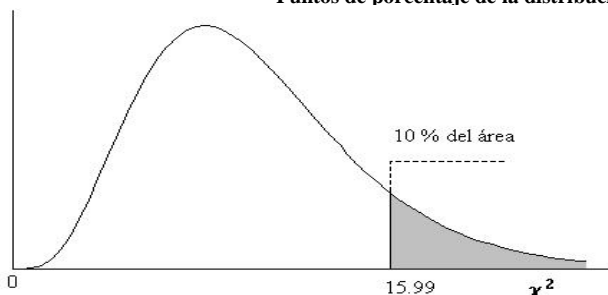
$$P[t > 1.812] = 0.05$$

$$P[t < -1.812] = 0.05$$

α r	0,25	0,2	0,15	0,1	0,05	0,025	0,01	0,005	0,0005
1	1,000	1,376	1,963	3,078	6,314	12,706	31,821	63,656	636,578
2	0,816	1,061	1,386	1,886	2,920	4,303	6,965	9,925	31,600
3	0,765	0,978	1,250	1,638	2,353	3,182	4,541	5,841	12,924
4	0,741	0,941	1,190	1,533	2,132	2,776	3,747	4,604	8,610
5	0,727	0,920	1,156	1,476	2,015	2,571	3,365	4,032	6,869
6	0,718	0,906	1,134	1,440	1,943	2,447	3,143	3,707	5,959
7	0,711	0,896	1,119	1,415	1,895	2,365	2,998	3,499	5,408
8	0,706	0,889	1,108	1,397	1,860	2,306	2,896	3,355	5,041
9	0,703	0,883	1,100	1,383	1,833	2,262	2,821	3,250	4,781
10	0,700	0,879	1,093	1,372	1,812	2,228	2,764	3,169	4,587
11	0,697	0,876	1,088	1,363	1,796	2,201	2,718	3,106	4,437
12	0,695	0,873	1,083	1,356	1,782	2,179	2,681	3,055	4,318
13	0,694	0,870	1,079	1,350	1,771	2,160	2,650	3,012	4,221
14	0,692	0,868	1,076	1,345	1,761	2,145	2,624	2,977	4,140
15	0,691	0,866	1,074	1,341	1,753	2,131	2,602	2,947	4,073
16	0,690	0,865	1,071	1,337	1,746	2,120	2,583	2,921	4,015
17	0,689	0,863	1,069	1,333	1,740	2,110	2,567	2,898	3,965
18	0,688	0,862	1,067	1,330	1,734	2,101	2,552	2,878	3,922
19	0,688	0,861	1,066	1,328	1,729	2,093	2,539	2,861	3,883
20	0,687	0,860	1,064	1,325	1,725	2,086	2,528	2,845	3,850
21	0,686	0,859	1,063	1,323	1,721	2,080	2,518	2,831	3,819
22	0,686	0,858	1,061	1,321	1,717	2,074	2,508	2,819	3,792
23	0,685	0,858	1,060	1,319	1,714	2,069	2,500	2,807	3,768
24	0,685	0,857	1,059	1,318	1,711	2,064	2,492	2,797	3,745
25	0,684	0,856	1,058	1,316	1,708	2,060	2,485	2,787	3,725
26	0,684	0,856	1,058	1,315	1,706	2,056	2,479	2,779	3,707
27	0,684	0,855	1,057	1,314	1,703	2,052	2,473	2,771	3,689
28	0,683	0,855	1,056	1,313	1,701	2,048	2,467	2,763	3,674
29	0,683	0,854	1,055	1,311	1,699	2,045	2,462	2,756	3,660
30	0,683	0,854	1,055	1,310	1,697	2,042	2,457	2,750	3,646
40	0,681	0,851	1,050	1,303	1,684	2,021	2,423	2,704	3,551
60	0,679	0,848	1,045	1,296	1,671	2,000	2,390	2,660	3,460
120	0,677	0,845	1,041	1,289	1,658	1,980	2,358	2,617	3,373
∞	0,674	0,842	1,036	1,282	1,645	1,960	2,326	2,576	3,290

TABLA 3: DISTRIBUCIÓN χ^2

Puntos de porcentaje de la distribución χ^2



Ejemplo:

Para $\phi = 10$ grados de libertad

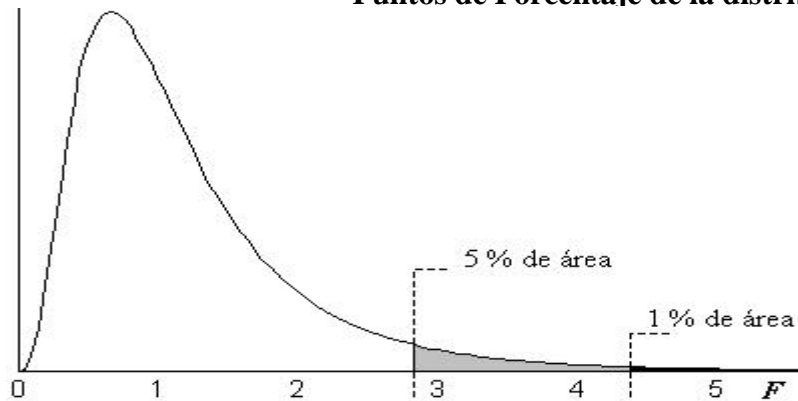
$$P[\chi^2 > 15.99] = 0.10$$

$\phi \backslash \pi$	0.995	0.99	0.975	0.95	0.9	0.75	0.5	0.25	0.1	0.05	0.025	0.01	0.005	$\pi \backslash \phi$
1	3.93E-05	1.57E-04	9.82E-04	3.93E-03	1.58E-02	0.102	0.455	1.323	2.71	3.84	5.02	6.63	7.88	1
2	1.00E-02	2.01E-02	5.06E-02	0.103	0.211	0.575	1.386	2.77	4.61	5.99	7.38	9.21	10.60	2
3	7.17E-02	0.115	0.216	0.352	0.584	1.213	2.37	4.11	6.25	7.81	9.35	11.34	12.84	3
4	0.207	0.297	0.484	0.711	1.064	1.923	3.36	5.39	7.78	9.49	11.14	13.28	14.86	4
5	0.412	0.554	0.831	1.145	1.610	2.67	4.35	6.63	9.24	11.07	12.83	15.09	16.75	5
6	0.676	0.872	1.237	1.635	2.20	3.45	5.35	7.84	10.64	12.59	14.45	16.81	18.55	6
7	0.989	1.239	1.690	2.17	2.83	4.25	6.35	9.04	12.02	14.07	16.01	18.48	20.3	7
8	1.344	1.647	2.18	2.73	3.49	5.07	7.34	10.22	13.36	15.51	17.53	20.1	22.0	8
9	1.735	2.09	2.70	3.33	4.17	5.90	8.34	11.39	14.68	16.92	19.02	21.7	23.6	9
10	2.16	2.56	3.25	3.94	4.87	6.74	9.34	12.55	15.99	18.31	20.5	23.2	25.2	10
11	2.60	3.05	3.82	4.57	5.58	7.58	10.34	13.70	17.28	19.68	21.9	24.7	26.8	11
12	3.07	3.57	4.40	5.23	6.30	8.44	11.34	14.85	18.55	21.0	23.3	26.2	28.3	12
13	3.57	4.11	5.01	5.89	7.04	9.30	12.34	15.98	19.81	22.4	24.7	27.7	29.8	13
14	4.07	4.66	5.63	6.57	7.79	10.17	13.34	17.12	21.1	23.7	26.1	29.1	31.3	14
15	4.60	5.23	6.26	7.26	8.55	11.04	14.34	18.25	22.3	25.0	27.5	30.6	32.8	15
16	5.14	5.81	6.91	7.96	9.31	11.91	15.34	19.37	23.5	26.3	28.8	32.0	34.3	16
17	5.70	6.41	7.56	8.67	10.09	12.79	16.34	20.5	24.8	27.6	30.2	33.4	35.7	17
18	6.26	7.01	8.23	9.39	10.86	13.68	17.34	21.6	26.0	28.9	31.5	34.8	37.2	18
19	6.84	7.63	8.91	10.12	11.65	14.56	18.34	22.7	27.2	30.1	32.9	36.2	38.6	19
20	7.43	8.26	9.59	10.85	12.44	15.45	19.34	23.8	28.4	31.4	34.2	37.6	40.0	20
21	8.03	8.90	10.28	11.59	13.24	16.34	20.3	24.9	29.6	32.7	35.5	38.9	41.4	21
22	8.64	9.54	10.98	12.34	14.04	17.24	21.3	26.0	30.8	33.9	36.8	40.3	42.8	22
23	9.26	10.20	11.69	13.09	14.85	18.14	22.3	27.1	32.0	35.2	38.1	41.6	44.2	23
24	9.89	10.86	12.40	13.85	15.66	19.04	23.3	28.2	33.2	36.4	39.4	43.0	45.6	24
25	10.52	11.52	13.12	14.61	16.47	19.94	24.3	29.3	34.4	37.7	40.6	44.3	46.9	25
26	11.16	12.20	13.84	15.38	17.29	20.8	25.3	30.4	35.6	38.9	41.9	45.6	48.3	26
27	11.81	12.88	14.57	16.15	18.11	21.7	26.3	31.5	36.7	40.1	43.2	47.0	49.6	27
28	12.46	13.56	15.31	16.93	18.94	22.7	27.3	32.6	37.9	41.3	44.5	48.3	51.0	28
29	13.12	14.26	16.05	17.71	19.77	23.6	28.3	33.7	39.1	42.6	45.7	49.6	52.3	29
30	13.79	14.95	16.79	18.49	20.6	24.5	29.3	34.8	40.3	43.8	47.0	50.9	53.7	30
40	20.7	22.2	24.4	26.5	29.1	33.7	39.3	45.6	51.8	55.8	59.3	63.7	66.8	40
50	28.0	29.7	32.4	34.8	37.7	42.9	49.3	56.3	63.2	67.5	71.4	76.2	79.5	50
60	35.5	37.5	40.5	43.2	46.5	52.3	59.3	67.0	74.4	79.1	83.3	88.4	92.0	60
70	43.3	45.4	48.8	51.7	55.3	61.7	69.3	77.6	85.5	90.5	95.0	100.4	104.2	70
80	51.2	53.5	57.2	60.4	64.3	71.1	79.3	88.1	96.6	101.9	106.6	112.3	116.3	80
90	59.2	61.8	65.6	69.1	73.3	80.6	89.3	98.6	107.6	113.1	118.1	124.1	128.3	90
100	67.3	70.1	74.2	77.9	82.4	90.1	99.3	109.1	118.5	124.3	129.6	135.8	140.2	100
Z_α	-2.58	-2.33	-1.96	-1.64	-1.28	-0.674	0.000	0.674	1.282	1.645	1.96	2.33	2.58	Z_α

Para $\phi > 100$ tómesse $\chi^2 = \frac{1}{2} \left(Z_\alpha + \sqrt{2\phi - 1} \right)^2$. Z_α es la desviación normal estandarizada correspondiente al nivel de significancia y se muestra en la parte superior de la tabla.

TABLA 4: DISTRIBUCIÓN F DE FISHER

Puntos de Porcentaje de la distribución F



Ejemplo:

Para $n_1 = 9, n_2 = 12$ grados de libertad:

$$P[F > 2.80] = 0.05$$

$$P[F > 4.39] = 0.01$$

n ₂	5 % (normal) y 1 % (negritas) puntos para la distribución de F																								n ₂
	n ₁ grados de libertad (para el mayor cuadrado medio)																								
	1	2	3	4	5	6	7	8	9	10	11	12	14	16	20	24	30	40	50	75	100	200	500	∞	
1	161	199	216	225	230	234	237	239	241	242	243	244	245	246	248	249	250	251	252	253	253	254	254	254	1
	4052	4999	5404	5624	5764	5859	5928	5981	6022	6056	6083	6107	6143	6170	6209	6234	6260	6286	6302	6324	6334	6350	6360	6366	
2	18.51	19.00	19.16	19.25	19.30	19.33	19.35	19.37	19.38	19.40	19.40	19.41	19.42	19.43	19.45	19.45	19.46	19.47	19.48	19.48	19.49	19.49	19.49	19.50	2
	98.50	99.00	99.16	99.25	99.30	99.33	99.36	99.38	99.39	99.40	99.41	99.42	99.43	99.44	99.45	99.46	99.47	99.48	99.48	99.48	99.49	99.49	99.50	99.50	
3	10.13	9.55	9.28	9.12	9.01	8.94	8.89	8.85	8.81	8.79	8.76	8.74	8.71	8.69	8.66	8.64	8.62	8.59	8.58	8.56	8.55	8.54	8.53	8.53	3
	34.12	30.82	29.46	28.71	28.24	27.91	27.67	27.49	27.34	27.23	27.13	27.05	26.92	26.83	26.69	26.60	26.50	26.41	26.35	26.28	26.24	26.18	26.15	26.13	
4	7.71	6.94	6.59	6.39	6.26	6.16	6.09	6.04	6.00	5.96	5.94	5.91	5.87	5.84	5.80	5.77	5.75	5.72	5.70	5.68	5.66	5.65	5.64	5.63	4
	21.20	18.00	16.69	15.98	15.52	15.21	14.98	14.80	14.66	14.55	14.45	14.37	14.25	14.15	14.02	13.93	13.84	13.75	13.69	13.61	13.58	13.52	13.49	13.46	
5	6.61	5.79	5.41	5.19	5.05	4.95	4.88	4.82	4.77	4.74	4.70	4.68	4.64	4.60	4.56	4.53	4.50	4.46	4.44	4.42	4.41	4.39	4.37	4.37	5
	16.26	13.27	12.06	11.39	10.97	10.67	10.46	10.29	10.16	10.05	9.96	9.89	9.77	9.68	9.55	9.47	9.38	9.29	9.24	9.17	9.13	9.08	9.04	9.02	
6	5.99	5.14	4.76	4.53	4.39	4.28	4.21	4.15	4.10	4.06	4.03	4.00	3.96	3.92	3.87	3.84	3.81	3.77	3.75	3.73	3.71	3.69	3.68	3.67	6
	13.75	10.92	9.78	9.15	8.75	8.47	8.26	8.10	7.98	7.87	7.79	7.72	7.60	7.52	7.40	7.31	7.23	7.14	7.09	7.02	6.99	6.93	6.90	6.88	
7	5.59	4.74	4.35	4.12	3.97	3.87	3.79	3.73	3.68	3.64	3.60	3.57	3.53	3.49	3.44	3.41	3.38	3.34	3.32	3.29	3.27	3.25	3.24	3.23	7
	12.25	9.55	8.45	7.85	7.46	7.19	6.99	6.84	6.72	6.62	6.54	6.47	6.36	6.28	6.16	6.07	5.99	5.91	5.86	5.79	5.75	5.70	5.67	5.65	
8	5.32	4.46	4.07	3.84	3.69	3.58	3.50	3.44	3.39	3.35	3.31	3.28	3.24	3.20	3.15	3.12	3.08	3.04	3.02	2.99	2.97	2.95	2.94	2.93	8
	11.26	8.65	7.59	7.01	6.63	6.37	6.18	6.03	5.91	5.81	5.73	5.67	5.56	5.48	5.36	5.28	5.20	5.12	5.07	5.00	4.96	4.91	4.88	4.86	
9	5.12	4.26	3.86	3.63	3.48	3.37	3.29	3.23	3.18	3.14	3.10	3.07	3.03	2.99	2.94	2.90	2.86	2.83	2.80	2.77	2.76	2.73	2.72	2.71	9
	10.56	8.02	6.99	6.42	6.06	5.80	5.61	5.47	5.35	5.26	5.18	5.11	5.01	4.92	4.81	4.73	4.65	4.57	4.52	4.45	4.41	4.36	4.33	4.31	
10	4.96	4.10	3.71	3.48	3.33	3.22	3.14	3.07	3.02	2.98	2.94	2.91	2.86	2.83	2.77	2.74	2.70	2.66	2.64	2.60	2.59	2.56	2.55	2.54	10
	10.04	7.56	6.55	5.99	5.64	5.39	5.20	5.06	4.94	4.85	4.77	4.71	4.60	4.52	4.41	4.33	4.25	4.17	4.12	4.05	4.01	3.96	3.93	3.91	

n_2	5 % (normal) y 1 % (negritas) puntos para la distribución de F																							n_2	
	n1 grados de libertad (para el mayor cuadrado medio)																								
	1	2	3	4	5	6	7	8	9	10	11	12	14	16	20	24	30	40	50	75	100	200	500		∞
34	4.13 7.44	3.28 5.29	2.88 4.42	2.65 3.93	2.49 3.61	2.38 3.39	2.29 3.22	2.23 3.09	2.17 2.98	2.12 2.89	2.08 2.82	2.05 2.76	1.99 2.66	1.95 2.58	1.89 2.46	1.84 2.38	1.80 2.30	1.75 2.21	1.71 2.16	1.67 2.08	1.65 2.04	1.61 1.98	1.59 1.94	1.57 1.91	34
36	4.11 7.40	3.26 5.25	2.87 4.38	2.63 3.89	2.48 3.57	2.36 3.35	2.28 3.18	2.21 3.05	2.15 2.95	2.11 2.86	2.07 2.79	2.03 2.72	1.98 2.62	1.93 2.54	1.87 2.43	1.82 2.35	1.78 2.26	1.73 2.18	1.69 2.12	1.65 2.04	1.62 2.00	1.59 1.94	1.56 1.90	1.55 1.87	36
38	4.10 7.35	3.24 5.21	2.85 4.34	2.62 3.86	2.46 3.54	2.35 3.32	2.26 3.15	2.19 3.02	2.14 2.92	2.09 2.83	2.05 2.75	2.02 2.69	1.96 2.59	1.92 2.51	1.85 2.40	1.81 2.32	1.76 2.23	1.71 2.14	1.68 2.09	1.63 2.01	1.61 1.97	1.57 1.90	1.54 1.86	1.53 1.84	38
40	4.08 7.31	3.23 5.18	2.84 4.31	2.61 3.83	2.45 3.51	2.34 3.29	2.25 3.12	2.18 2.99	2.12 2.89	2.08 2.80	2.04 2.73	2.00 2.66	1.95 2.56	1.90 2.48	1.84 2.37	1.79 2.29	1.74 2.20	1.69 2.11	1.66 2.06	1.61 1.98	1.59 1.94	1.55 1.87	1.53 1.83	1.51 1.81	40
42	4.07 7.28	3.22 5.15	2.83 4.29	2.59 3.80	2.44 3.49	2.32 3.27	2.24 3.10	2.17 2.97	2.11 2.86	2.06 2.78	2.03 2.70	1.99 2.64	1.94 2.54	1.89 2.46	1.83 2.34	1.78 2.26	1.73 2.18	1.68 2.09	1.65 2.03	1.60 1.95	1.57 1.91	1.53 1.85	1.51 1.80	1.49 1.78	42
44	4.06 7.25	3.21 5.12	2.82 4.26	2.58 3.78	2.43 3.47	2.31 3.24	2.23 3.08	2.16 2.95	2.10 2.84	2.05 2.75	2.01 2.68	1.98 2.62	1.92 2.52	1.88 2.44	1.81 2.32	1.77 2.24	1.72 2.15	1.67 2.07	1.63 2.01	1.59 1.93	1.56 1.89	1.52 1.82	1.49 1.78	1.48 1.75	44
46	4.05 7.22	3.20 5.10	2.81 4.24	2.57 3.76	2.42 3.44	2.30 3.22	2.22 3.06	2.15 2.93	2.09 2.82	2.04 2.73	2.00 2.66	1.97 2.60	1.91 2.50	1.87 2.42	1.80 2.30	1.76 2.22	1.71 2.13	1.65 2.04	1.62 1.99	1.57 1.91	1.55 1.86	1.51 1.80	1.48 1.76	1.46 1.73	46
48	4.04 7.19	3.19 5.08	2.80 4.22	2.57 3.74	2.41 3.43	2.29 3.20	2.21 3.04	2.14 2.91	2.08 2.80	2.03 2.71	1.99 2.64	1.96 2.58	1.90 2.48	1.86 2.40	1.79 2.28	1.75 2.20	1.70 2.12	1.64 2.02	1.61 1.97	1.56 1.89	1.54 1.84	1.49 1.78	1.47 1.73	1.45 1.70	48
50	4.03 7.17	3.18 5.06	2.79 4.20	2.56 3.72	2.40 3.41	2.29 3.19	2.20 3.02	2.13 2.89	2.07 2.78	2.03 2.70	1.99 2.63	1.95 2.56	1.89 2.46	1.85 2.38	1.78 2.27	1.74 2.18	1.69 2.10	1.63 2.01	1.60 1.95	1.55 1.87	1.52 1.82	1.48 1.76	1.46 1.71	1.44 1.68	50
55	4.02 7.12	3.16 5.01	2.77 4.16	2.54 3.68	2.38 3.37	2.27 3.15	2.18 2.98	2.11 2.85	2.06 2.75	2.01 2.66	1.97 2.59	1.93 2.53	1.88 2.42	1.83 2.34	1.76 2.23	1.72 2.15	1.67 2.06	1.61 1.97	1.58 1.91	1.53 1.83	1.50 1.78	1.46 1.71	1.43 1.67	1.41 1.64	55
60	4.00 7.08	3.15 4.98	2.76 4.13	2.53 3.65	2.37 3.34	2.25 3.12	2.17 2.95	2.10 2.82	2.04 2.72	1.99 2.63	1.95 2.56	1.92 2.50	1.86 2.39	1.82 2.31	1.75 2.20	1.70 2.12	1.65 2.03	1.59 1.94	1.56 1.88	1.51 1.79	1.48 1.75	1.44 1.68	1.41 1.63	1.39 1.60	60
65	3.99 7.04	3.14 4.95	2.75 4.10	2.51 3.62	2.36 3.31	2.24 3.09	2.15 2.93	2.08 2.80	2.03 2.69	1.98 2.61	1.94 2.53	1.90 2.47	1.85 2.37	1.80 2.29	1.73 2.17	1.69 2.09	1.63 2.00	1.58 1.91	1.54 1.85	1.49 1.77	1.46 1.72	1.42 1.65	1.39 1.60	1.37 1.57	65
70	3.98 7.01	3.13 4.92	2.74 4.07	2.50 3.60	2.35 3.29	2.23 3.07	2.14 2.91	2.07 2.78	2.02 2.67	1.97 2.59	1.93 2.51	1.89 2.45	1.84 2.35	1.79 2.27	1.72 2.15	1.67 2.07	1.62 1.98	1.57 1.89	1.53 1.83	1.48 1.74	1.45 1.70	1.40 1.62	1.37 1.57	1.35 1.54	70
80	3.96 6.96	3.11 4.88	2.72 4.04	2.49 3.56	2.33 3.26	2.21 3.04	2.13 2.87	2.06 2.74	2.00 2.64	1.95 2.55	1.91 2.48	1.88 2.42	1.82 2.31	1.77 2.23	1.70 2.12	1.65 2.03	1.60 1.94	1.54 1.85	1.51 1.79	1.45 1.70	1.43 1.65	1.38 1.58	1.35 1.53	1.33 1.50	80
100	3.94 6.90	3.09 4.82	2.70 3.98	2.46 3.51	2.31 3.21	2.19 2.99	2.10 2.82	2.03 2.69	1.97 2.59	1.93 2.50	1.89 2.43	1.85 2.37	1.79 2.27	1.75 2.19	1.68 2.07	1.63 1.98	1.57 1.89	1.52 1.80	1.48 1.74	1.42 1.65	1.39 1.60	1.34 1.52	1.31 1.47	1.28 1.43	100
125	3.92 6.84	3.07 4.78	2.68 3.94	2.44 3.47	2.29 3.17	2.17 2.95	2.08 2.79	2.01 2.66	1.96 2.55	1.91 2.47	1.87 2.39	1.83 2.33	1.77 2.23	1.73 2.15	1.66 2.03	1.60 1.94	1.55 1.85	1.49 1.76	1.45 1.69	1.40 1.60	1.36 1.55	1.31 1.47	1.27 1.41	1.25 1.37	125
150	3.90 6.81	3.06 4.75	2.66 3.91	2.43 3.45	2.27 3.14	2.16 2.92	2.07 2.76	2.00 2.63	1.94 2.53	1.89 2.44	1.85 2.37	1.82 2.31	1.76 2.20	1.71 2.12	1.64 2.00	1.59 1.92	1.54 1.83	1.48 1.73	1.44 1.66	1.38 1.57	1.34 1.52	1.29 1.43	1.25 1.38	1.22 1.33	150
200	3.89 6.76	3.04 4.71	2.65 3.88	2.42 3.41	2.26 3.11	2.14 2.89	2.06 2.73	1.98 2.60	1.93 2.50	1.88 2.41	1.84 2.34	1.80 2.27	1.74 2.17	1.69 2.09	1.62 1.97	1.57 1.89	1.52 1.79	1.46 1.69	1.41 1.63	1.35 1.53	1.32 1.48	1.26 1.39	1.22 1.33	1.19 1.28	200
400	3.86 6.70	3.02 4.66	2.63 3.83	2.39 3.37	2.24 3.06	2.12 2.85	2.03 2.68	1.96 2.56	1.90 2.45	1.85 2.37	1.81 2.29	1.78 2.23	1.72 2.13	1.67 2.05	1.60 1.92	1.54 1.84	1.49 1.75	1.42 1.64	1.38 1.58	1.32 1.48	1.28 1.42	1.22 1.32	1.17 1.25	1.13 1.19	400
1000	3.85 6.66	3.00 4.63	2.61 3.80	2.38 3.34	2.22 3.04	2.11 2.82	2.02 2.66	1.95 2.53	1.89 2.43	1.84 2.34	1.80 2.27	1.76 2.20	1.70 2.10	1.65 2.02	1.58 1.90	1.53 1.81	1.47 1.72	1.41 1.61	1.36 1.54	1.30 1.44	1.26 1.38	1.19 1.28	1.13 1.19	1.08 1.12	1000
∞	3.84 6.63	3.00 4.61	2.60 3.78	2.37 3.32	2.21 3.02	2.10 2.80	2.01 2.64	1.94 2.51	1.88 2.41	1.83 2.32	1.79 2.25	1.75 2.18	1.69 2.08	1.64 2.00	1.57 1.88	1.52 1.79	1.46 1.70	1.39 1.59	1.35 1.52	1.28 1.42	1.24 1.36	1.17 1.25	1.11 1.15	1.00 1.00	∞